



The Confederation of Hunting Associations of SA

Tel: +27 922 5600 Box: 1614 Uitenhage 6230

Cell: 082 523 8201 Fax: 086 614 5354

E-mail: manager@chasa.co.za Website: www.chasa.co.za

SAPS Hunting Association Accreditation Number: 1300018

SAPS Sport Shooting Association Accreditation Number: 1300104

CHASA Sportskiet / CHASA Sport Shoot



CHASA Dangerous Game Sports Shoot

CHASA Sports Shooting Event Overview

All CHASA national or inter-association shooting events will require eye and ear protection to be worn by participants. Participant and supporters safety will always be the primary concern for CHASA Sports Shooting events. For all CHASA Events the first score of the day shot in a class is the one that gets entered into the ranking system. CHASA Sports Shoot events must be captured within 30 calendar days of the shoot event date.

GENERAL RULES

- Where the host range is a SAPS accredited range, additional range safety requirements may apply.
- The first score shot in a class on a day is the score that counts and gets entered into the ranking system.
- Shottists are not permitted to touch the targets during any shoot, a barrier should be placed at 2m from the targets,
- Where bipods or rifle slings are used they may be removed after being used on the stage (no additional time will be allowed).
- Firearms may only be setup/worked on when a shottist is on the firing line of a stage.
- Shottists need to shoot four (4) events a cycle (Aug to July) year to obtain an average for awarding CHASA Medals at the Annual September Board Meeting,
- **Only 2** shoots are required to retain the DSS status,
- **Suppressors (silencers) of any kind are NOT allowed in BIG BORE EVENT,**
- **Muzzlebreaks are permitted, as the CHASA DG event is always shot by a single shottist on the range due to running down the range.**
- On the firing line when about to shoot the event the firearm is always unloaded and safe, except on specific command of the RO. Unloaded being action open (or broken), with no round chambered,
- If a shooter is unable to use the specified position, the next weaker/higher position is allowed – prone to sit/kneel.
- If a shooter cannot sit/kneel the next weaker/higher position is allowed – standing,
- If a shooter presents a doctors certificate noting back or neck surgery they may use the 3-leg shooting stool as described in equipment. The shooting stool may only be used for sitting on and not as a rest,
- Unless otherwise stated on page 8 below when setting the scope parallax at an event the targets may be indexed. No dry firing is permitted (bolts always open), but then rifle must be placed on ground and shooters move back to ready position to await the signal.
- No rangefinder or electronic aids built into scopes may be used in any event or class,

- In team shooting events team mates can provide time countdown markers or the team can ask the RO to give time markers as agreed.
- Shouldering a firearm is placing the rifle butt anywhere between the pocket of the shoulder or the crook of the arm (elbow)
- The rear of a stock or butt end or toe may only be supported by the body or hand or arm of the shottist. An integrated or separate rear monopod is not to be used. Nor may the stock rest directly on the ground.

CHASA Annual National Shooting Events

CHASA will offer CHASA adopted Sports Shooting events for the national shoots under direction of the Sports Shoot Committee, In any year CHASA will offer up to four (4) national shooting events:

- CHASA Inter-association “Baanskiet” Shooting Event usually in March of the year,
- CHASA Action Pistol National Shooting Event usually around May of the year,
- CHASA Multidiscipline Shooting Event usually around September of the year – this will **only** consist of CHASA approved shoots,
- CHASA Interprovincial “Baanskiet” Event usually around October of the year,

CHASA Interprovincial Regulations (where applicable)

Any CHASA member may take part in this shoot as a normal association member or as a dedicated sports shooter

Requirements for the CHASA Sport Shoot Trails

- Notice of the trials must be given.
- The qualifying score to attend a trial is a CHASA average of 400 (Men), 300 (Ladies and Juniors)
- At least 2 Provincial Trials are to be held in each province to aide in selecting the provincial team.
- Shoot rules must be the same as the CHASA “Baanskiet” and available to all participants.
- All rules must be enforced.

Requirements for the Competitor to be awarded CHASA Provincial colours to be awarded for Baanskiet

- The member must have taken part in **at least four CHASA Sport Shoot events** in the cycle year prior to participating in the Interprovincial (i.e. have an average on the ranking system of 4 events).
- The best 4 in each of the two categories (Std and Open) will be selected for the 9 provincial teams.

- The team of 4 selected will only achieve CHASA Provincial status upon competing at the Annual CHASA Interprovincial event.
- The top 4 participants per class at the CHASA Interprovincial will be selected for the CHASA Interprovincial Team.

The CHASA Sports Shooting ranking module is a website based ranking system for officially recording all the scores of CHASA Associations and members participating in CHASA Sports Shooting events.

For one to see one's results go to the www.chasa.co.za website. Click on the **LOGIN** button and enter your **email address** (as you provided to your association on their membership record). The password on first entry is “**password**” and you will be prompted to change it at first login. There is a reminder option should you forget your password.

The CHASA “Baanskiet” shooting table is in process of being registered with SASSCo – The South African Shooting Sport Confederation

Any member may take part in the CHASA Sports Shooting events (**except Action Pistol which requires Tyro Course**) as shot as a normal association member or as a dedicated sports shooter.

The minimum requirement to apply for the DEDICATED SPORTS SHOOTING Status is as follows.

- The member must have completed the CHASA Sport Shooting exam.
- The member must have taken part in at least **two competitions** prior to applying for dedicated status.
- If the above criteria are met, the member may apply for his or her Dedicated Sport Shooting Status.
- In order to keep the status, the member must take part in at least **two shoots** per year.
- It is also required to pay the annual SASSCo fee, that is set by SASSCo from time to time.

Annual Cycle

- The year cycle is between **1 August of a year to 31 July of the next year**,
- Acknowledgement of achievements will be announced annually at the September CHASA Board meeting,
- The member competes in the following year in the classification they ended in the prior year,

For the classification system to be effective the competition is a standard table that can be shot at any range in the country that offers a distance up to 200m.

The equipment or targets are of simple design, which must be duplicated by all participating associations and used at all competitions.

Categories of Participation

Rules for participation and Recognition:

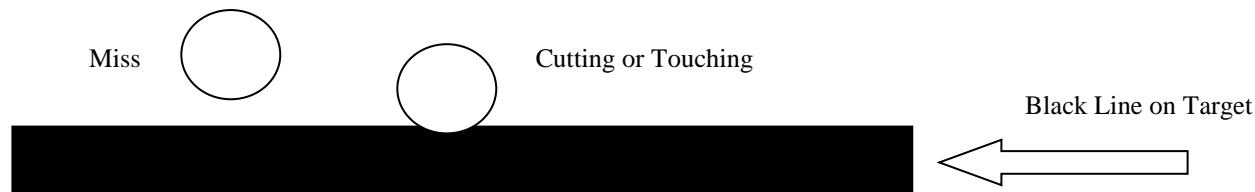
| Description | Normal Members (Non Dedicated Sportsman Status) | | Dedicated Sportsman Status | |
|-------------------|--------------------------------------------------------------------------------------------------------------------|------------------------------------------------------------------------------------------------------------------------|-------------------------------------------------------------------------------------------------------------------------------------------------------------------------------------|--|
| Criteria | Any member of good standing that have participated in two or more shoots for a particular year cycle | | Any member in good standing with both the member association and SASSCo and who has a Dedicated Sport Status and has participated in two or more shoots for a particular year cycle | |
| Year Cycle | 01 August to 31 July of each year | | 01 August to 31 July of each year | |
| Categories | Senior | Any person 55 years or older on 1 August of that year | | |
| | Men | Any man 19 years and older on 1 August of that year | | |
| | Woman | Any woman 19 years and older on 1 August of that year | | |
| | Juniors | Any junior who is 18 and younger on 1 August of that year | | |
| | NOTE: Any member competes in the class as at 1 August of the particular year for the rest of the year cycle | | | |
| | Centrefire Rifles | | | |
| | Big bore | Centrefire Rifle <ul style="list-style-type: none"> • Any centrefire big bore rifle 9,3 x 62 or greater | | |

Patching of all targets on shoots.

It is suggested that **frosted cello tape** or the **clear patches** available from CHASA be used to patch bullet holes to avoid target areas being obscured by patches, and also to try and prevent competitors from using a cluster of patches as an aiming point. This method also allows for targets to be put up and not changed for every detail. For the CHASA Dangerous Game event, target area stickers are available to be used to recover the target area (300mm x 300mm) after being shot out extending the life of the target.

Rules:

- 1) Starting with the bolt closed/down is considered a safety infringement and will result in disqualification from that shoot.
- 2) Cheating or unsportsmanlike behaviour – disqualification.
- 3) Shooting on a competitors target will result in no score for the shots so fired by the transgressor.
- 4) Extra shots fired on a competitors target in error by another competitor will be scored as follows;
 - a. If the calibres are the same and the holes cannot be differentiated, then the competitor benefits by the highest 5 scoring shots accruing to his score.
 - b. If the calibres are different and can be determined as such by the scorer, then those shots do not count and the 5 shots fired by the individual are used for his/her score.
- 5) If a competitor through his own error fires more than the required number of shots, he will be scored on the required number of hits of the lowest values.
- 6) Any shot **cutting or touching** a scoring line is given the higher value.
- 7) Any shots **cutting or touching** the outside of the animal line where the score on the inside of the line is minus will be scored as a minus.



- 8) Any shots fired over the time limit will incur a penalty equal to the highest score (30 points) per shot so fired.
- 9) Coaching is prohibited during a competition, except during team events
- 10) Unsafe or incompetent firearm handling – disqualification.
- 11) Standard range safety rules must not be infringed.

Decisions on Ties

If a tie score is posted by competitors in one of the shoots, the winner is decided as follows;

- a) The person with the most “V-bulls” is the winner
- b) If there is still a tie on the number of “V-bulls” the Match Director (CRO) will make use of the time used out of 90 seconds to determine the winner.
- c) If there is still no winner, the event will be re-run.

Shoot Equipment.

CHASA Buffalo Target,
Target frames,
Clear patches,
Timer,

Table of results

Each competitor must have his shots totalled to reflect his score out of 600 points.

It is important to note the amount of V-Bulls and time, as this is used to determine the winners in the event of a tie. Refer to

Decisions on Ties above

Please note the following

- **Member No and ID** – to be used to uniquely identify the member
- **Province** – The province is the province where the member resides and NOT the province where the shoot takes place
- **Class** –
 - 1 – Centrefire Standard
 - 2 – Centrefire Open
 - 3 – Centrefire Semi-auto (Open and Standard)
 - 4 – Rimfire Standard
 - 5 – Rimfire Open
 - 6 – Rimfire Semi-auto (Open and Standard)
 - 7 – Hunting Handgun
 - 8 - Big bore

- **Category –**
 - Senior
 - Men
 - Woman
 - Juniors

Please Note

The official CHASA target as shown below must be used. No other targets will be accepted.

CHASA Dangerous Game Bore Shoot Overview

1. The course will consist of 1 x CHASA Buffalo target (**vinyl**) and the event will consist of 6 shots, 2 shots per position.
2. A Speed Timer 3000 is required to stop the time at the last shot (as for Action Pistol).
3. **Time Allowed** – maximum allowed 90 seconds.
4. **Time recorded** – time must be recorded if less than 90 seconds, as this will help in case of a tie.
5. **Scoring:**
 - 5.1. VBull area : 100 points plus a VBULL count,
 - 5.2. Mid bull area : 75 points and
 - 5.3. Outer bull (where available): 50 points.
 - 5.4. Any shots outside the bull zones scores a -30 (minus) points
 - 5.5. Possible maximum 600.
 - 5.6. Shottists score achieved is reduced by 10% of the total if making use of a muzzlebreak.
6. **Bullets dropped to the ground are dead and may not be picked up during the event.**
7. The Event is offered in a Big Bore class:
 - 7.1. Minimum calibre equal to or greater than 9,3x62mm
8. **Firing Positons and Procedures**
 - 8.1. CHASA Frontal Buffalo target
 - 8.2. A range of at least 50m is needed.
 - 8.3. The shottists starts at the first position (the 50m mark), and the buffalo is static at 0m.
 - 8.4. The shottist will take the bagged firearm to first position. RO will give command to unbag (the shottist gives the riflebag to the RO who will carry this through the course), the shottists will load 2 rounds and make ready in CHASA safe condition, that is bolt open and no round in the chamber (so either 2 rounds in the magazine or for a double the rounds in the broken firearm) and holding firearm at 45 degree downward angle awaiting timer.
 - 8.5. On the ROs signal the shottists closes the bolt or double and engages the target firing 2 rounds.

8.6. Position 1

8.6.1. At the Start position (50m) and on the signal the shottists fires 2 shots at the chest kill zone, makes rifle safe (bolt open and no ammo in firearm or for a double it must be broken and no rounds in the rifle) and runs to position 2.

8.7. Position 2

8.7.1. Arriving at position 2 at 25m the shottists loads a further 2 rounds and engages the now wounded buffalo in the brain kill zone by firing 2 rounds at it. Shottist makes rifle safe (bolt open and no ammo in firearm or for a double it must be broken and no rounds in the rifle) and runs to position 3 at 10m.

8.8. Position 3

8.8.1. Arriving at position 3 at 10m shottists loads a final 2 rounds and engages the Buffalo target with a 2 further brain kill shots.

8.9. Course of fire is complete (RO records time from the timer if under 90 seconds)

8.10. Shottist clears the firearm and bags it.

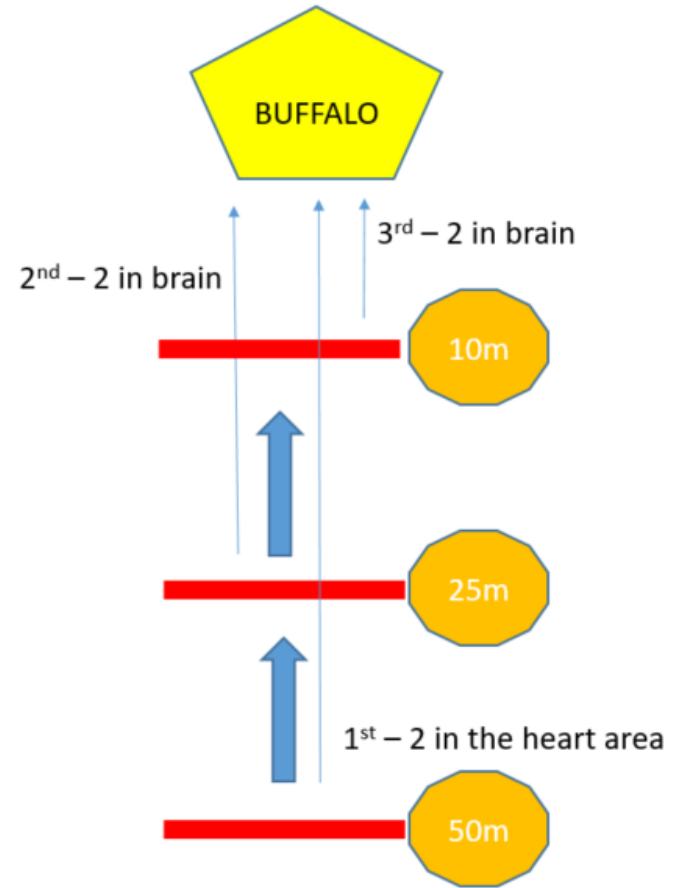

8.11. Alternatively, the time allowed will expire and the shoot will end at 90 seconds.

9. The RO will go score the target and submit to scoresheet to the Match Director with shottists signature on scoresheet

Equipment:

- CHASA Buffalo Target,
- Target frames,
- Clear plastic stickers or sellotape,
- Speed 3000 Timer (available at CR Speed in Pretoria for example also required equipment for Action Pistol),
- **NOTE:**
 - Muzzle breaks are allowed as the CHASA DG Lane will only ever see 1 shottist active at a time. **The use of a muzzlebreak will attract a 10% score reduction of the TOTAL score achieved in order to reach a FINAL SCORE.**
 - Silencers are not permitted.

Buffalo



| CHASA Dangerous Game Range 1 - Frontal Buffalo standing | | | | | | | | | | | | | | |
|---------------------------------------------------------|------------|-----------|-----------|-----------|----------------------------------|-----|----|----|-----|--------------|--------|----------------------|----------------|---------------|
| # | First name | Lastname | Member # | ID # | Muzzlebreak (Y or N) Less 10% | 100 | 75 | 50 | -30 | TOTAL 600 | VBULLS | MUZZLEBREAK TOTAL | FINAL TOTAL | Time taken |
| 1 | Example 1 | Example 1 | Example 1 | Example 1 | N | 1 | 1 | 4 | 0 | 375 | 1 | 375 | 375 | 82 |
| 2 | Example 2 | Example 2 | Example 2 | Example 2 | Y | 1 | 1 | 4 | 0 | 375 | 1 | 337,5 | 337,5 | 60 |
| 3 | | | | | | | | | | 0 | | 0 | 0 | |
| 4 | | | | | | | | | | 0 | | 0 | 0 | |
| 5 | | | | | | | | | | 0 | | 0 | 0 | |
| 6 | | | | | | | | | | 0 | | 0 | 0 | |
| 7 | | | | | | | | | | 0 | | 0 | 0 | |
| 8 | | | | | | | | | | 0 | | 0 | 0 | |
| 9 | | | | | | | | | | 0 | | 0 | 0 | |
| 10 | | | | | | | | | | 0 | | 0 | 0 | |
| 11 | | | | | | | | | | 0 | | 0 | 0 | |
| 12 | | | | | | | | | | 0 | | 0 | 0 | |
| 13 | | | | | | | | | | 0 | | 0 | 0 | |
| 14 | | | | | | | | | | 0 | | 0 | 0 | |
| 15 | | | | | | | | | | 0 | | 0 | 0 | |
| 16 | | | | | | | | | | 0 | | 0 | 0 | |
| 17 | | | | | | | | | | 0 | | 0 | 0 | |
| 18 | | | | | | | | | | 0 | | 0 | 0 | |
| 19 | | | | | | | | | | 0 | | 0 | 0 | |
| 20 | | | | | | | | | | 0 | | 0 | 0 | |
| 21 | | | | | | | | | | 0 | | 0 | 0 | |
| 22 | | | | | | | | | | 0 | | 0 | 0 | |
| 23 | | | | | | | | | | 0 | | 0 | 0 | |
| 24 | | | | | | | | | | 0 | | 0 | 0 | |
| 25 | | | | | | | | | | 0 | | 0 | 0 | |

Page 1

The 0 in TOTAL column reflects a formula for calculating TOTAL. Spreadsheet available from CHASA.